

SL60 Television Simulator Smart Light

This Smart Light (SL) simulates the flickering, flashes and glows of a TV screen ideal for mounting in a model house behind a curtain or in a shop window. Brings a layout to life! Smart Lights work direct on Digital DCC or from 9-16 volts Battery or Analogue DC.

Smart Light is easy to use so only needs simple instructions, but please read first!

POWERING SMART LIGHT FROM 9 - 16 Volts DC (ANALOGUE)

Connect DC power leads

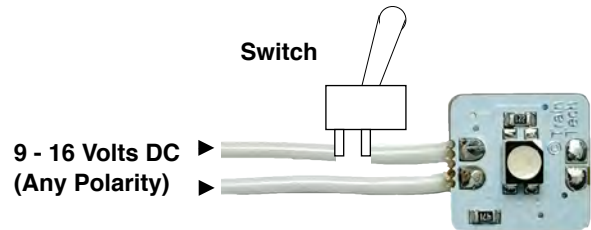
9 - 16 Volts DC
(Any Polarity)



9 to 16V DC maximum
SWITCH OFF BEFORE CONNECTING!

Control the effect

You can either connect the Smart Light direct to your power supply so that it is on all of the time or insert a switch:



**** WARNING - TAKE CARE NOT TO TOUCH ANY OTHER COMPONENTS!**

POWERING SMART LIGHT FROM DIGITAL DCC

Connect DCC power leads

DCC



16V DCC maximum
SWITCH OFF BEFORE CONNECTING!

Choose DCC address

Turn DCC on - Smart Light should light
Set controller to DCC *accessory* mode:



Touch contacts together momentarily

Choose address

- Use a small link of wire to touch contacts
- LED will flash White
- Enter DCC address (eg 60)
- Press ◀ or ▶ to set address

**** WARNING - TAKE CARE NOT TO TOUCH ANY OTHER COMPONENTS!**

Control the effect

Set controller to DCC accessory mode

To turn the Smart Light on and off:

- Set controller to your address (eg 60)
- Select ◀ or ▶ to switch on or off

HINTS & TIPS

Install in your model!

Take care not to let any wires etc touch any components or joints on the Smart Light, especially in metal die cast models (use tape or blutack as an insulator)



Notes

- Never apply more than 16 volts DC/DCC
- Smart Lights do get warm - this is normal
- Smart Lights not waterproof - keep dry!
- BluTak or similar is useful for mounting Smart Lights & masking unwanted light
- As well as stationary models Smart lights can be installed on a train and controlled live by DCC Accessory commands!
- We have made Smart Lights as small as possible so that they can fit into the smallest models, but you need to be very careful not to short circuit or touch other parts of the circuit with wires or metal.

Smart Light Selection:


| | |
|-------|----------------------|
| SL10 | Party - Disco Lights |
| SL20 | Random Lighting |
| SL30 | Emergency Vehicle |
| SL40 | Real Fire effect |
| SL50 | Arc Welding Effect |
| SL60 | Television Simulator |
| SL100 | Custom Smart Light |

There are over 200 Train-Tech products for Signalling, Lighting and Control which are available from www.dcpexpress.com and model shops. Ask for FREE brochure.

www.train-tech.com

Track Tester DC & DCC OO HO N

Only £5




Track not included

- Quickly tests track for power faults
- Low cost and easy to use
- Works on N, TT, OO or HO Track
- Indicates the DC polarity, or DCC, or a fault
- Small enough to check point frogs

Buffer Lights DC & DCC WIRE FREE OO HO N


Only £5



Track and buffer stop not included


- Add realistic stop light to any siding
- Simply clips onto track - No wires!
- Fits next to most buffer stops & kits
- Or at platform end or free standing
- On DCC both lights are on constantly
- On DC one light is on & varies with speed

DCC Fitted Digital Signals DCC WIRE FREE OO HO



- Signal with DCC decoder built into base
- Can just plug direct into track - no wires!
- Easy to fit and use - no CV programming!
- Can sync to other signals & points
- Available with Feathers & Theatres

One-Touch DCC™ Point Controllers DCC OO HO N Z




- Control points and uncouplers using DCC
- Work with most solenoid point motors
- Just connect 2 wires to DCC rails - No CV Programming!
- Easy screw terminals - no soldering
- Built in CDU for efficient operation
- Can sync to other points and signals

LFX Lighting Effect Controllers DC & DCC ANY GAUGE




- Easily add lighting effects to your layout
- LEDs screw in - no resistors or soldering
- Powered by 9v battery, 9-16V DC or DCC
- On DC the effect is on when powered
- On DCC the effect can be controlled
- Effects LEDs are included

Level Crossing - Ready Assembled DC & DCC OO HO N



- Power from 9-16v DC, DCC or a 9v battery
- Light and sound - all connections easy push fit
- Includes 2 x Peco static level crossing barriers
- Can turn on automatically using a Track Sensor
- Available in single and pair packs

Track Sensor DC & DCC OO HO



- Change Semaphore Signals automatically (with SC300)
- Trigger Level crossing when train approaches
- Power from 12-16v smooth DC or DCC
- Links to a Mimic Switch to show occupancy
- Links to a Sensor Signal to change block section

Automatic Tail, Firebox & Loco Lights DC & DCC Auto WIRE FREE ANY GAUGE


Rolling stock not included



Fits in N scale upwards


- No switch - senses motion & turns on!
- Turns off automatically 4 minutes after stop
- No pickup, wires or soldering - LED plugs in
- Fit in brake vans, coaches, loco, wagons etc
- Runs for ages on small button battery
- LEDs and battery included

Mimic Switches & Lights DC & DCC ANY GAUGE



- Make a mimic panel to control LayoutLink items
- Link to Track Sensors or Sensor Signals to show occupancy & signal status
- Single wire to control Layout Link products
- Link to Sensor Signals to switch route indicators on/off

Signal Kits DC & DCC OO HO



Every kit includes the signal head, aluminium post and base plus detailing kit

- Low cost - adapt to your own design
- Control by switches or signal controller
- LEDs are prefit to a narrow PCB

SL60 - Smart Light




5 060325 132652

One-Touch DCC™ Signal Controllers DCC ANY GAUGE

- Control LED & Semaphore signals by DCC
- Easy screw terminals - no soldering
- Easy to set up & use - No CV programming!
- Can sync to other points & signals

Automatic Sensor Signals DC & DCC WIRE FREE OO HO



- Detects train and changes signal automatically
- Use on its own & signal changes back to green after time
- Or link to other SS for automatic block signalling
- Can be used on both DC & DCC
- Also available with Feathers & Theatres


Automatic Coach Lighting DC & DCC Auto WIRE FREE OO HO



Rolling stock not included


- Easy to fit in seconds - no wiring!
- No switch - senses motion & turns on!
- Turns off automatically 4 minutes after stopping
- No pickups **so works on regular DC & DCC**
- Traditional warm white or modern cool white
- Also with tail light, sparks or door light effect
- Lights stay bright & constant with no flickering
- Fits most OO/HO coaches and maybe cut down

SFX Sounds for Trains WIRE FREE DC & DCC Auto




- Easy low cost sound that works on *any* railway
- **Easy to fit in seconds** - no connections
- No switch - senses motion & turns on!
- No pickups **so works on regular DC & DCC**
- Self contained - built in speaker & battery (included)
- Tiny capsule: 25mm x 20mm x 12mm approx
- Fit capsule into loco, tender, wagon, coach...
- **Real recorded sounds** - Steam & Diesel etc

Smart Lights - Easy to fit Lighting Effects DC & DCC ANY GAUGE



- Small - Just 1cm x 1cm x 0.3cm with 2 wire connections
- Power by standard 9-16v DC or a 9v battery
- Or by DCC which can also control some effects
- Just connect and go - no setting up required
- Disco / Emergency / Real Fire / TV / Welding / Random effects

Traffic Lights - Ready Assembled DC & DCC OO HO



- Power from 9-16v DC, DCC or 9v battery - 2 Wire connection
- Realistic standard UK sequence and timing varies randomly
- Fully assembled - drill hole in baseboard & connect to power

SEE WWW.TRAIN-TECH.COM OR CONTACT DCP FOR FREE COLOUR BROCHURE

Train-Tech
Model Technology Made Easy



SL60 Smart Light: Television Simulator

- Tiny smart light with built in lighting effects
- Simulates the flickering, flashes & glow of a TV
- Mount behind house curtain or shop window etc
- Works on any 9-16V DC, battery or DCC
- Just fit in model and connect to power
- Two wire connection to power - no soldering

www.Train-Tech.com

See our website, your local model shop or contact us for a free colour brochure
DCP Microdevelopments, Bryon Court, Bow Street, Great Ellingham, NR17 1JB, UK
Telephone 01953 457800 • email sales@dcpmicro.com • www.dcpexpress.com