

Track Tester

DC & DCC O & G Gauge OO HO N Gauge



- Quickly checks track for power faults
- Small & Larger Versions - for N gauge to G gauge!
- Multicolour LED Indicates the DC polarity, or DCC, or a fault

Buffer Lights

WIRE FREE DC & DCC O Gauge OO HO N Gauge



- Realistic stop light for any siding - fits most buffer stops
- Simply clips onto track - No wires!
- On DCC both lights are on constantly
- On DC one light is on & varies with speed

DCC Fitted Digital Signals

DCC WIRE FREE OO HO



- Signal with DCC decoder built in - No CV programming
- Easy to fit and use - can just plug direct into track - no wires!
- Wide range available - also available with Feathers and Theatres

One-Touch DCC™ Point Controllers

DCC ANY GAUGE



- Control points and uncouplers using DCC
- Work with most solenoid point motors - Built in CDU
- Just connect 2 wires to DCC rails - No CV Programming!
- Easy screw terminals - no soldering

LFX Lighting Effect Controllers

DC & DCC ANY GAUGE



- Easy way to add lighting effects to your layout
- Wires screw in - no resistors or soldering - LEDs included
- Powered by 9v battery, 8-16V DC or DCC
- On DC the effect is on when powered - On DCC it can be controlled

Level Crossing - Ready Assembled

DC & DCC OO HO N Gauge



- Power from 9-16v DC, DCC or a 9v battery - available in single & pairs
- Light and sound - all connections easy push fit
- Includes 2 x Peco static level crossing barriers
- Can be turned on automatically using a Track Sensor

Traffic Lights - Ready Assembled

DC & DCC OO HO



- Power from 9-16v DC, DCC or 9v battery - 2 Wire connection
- Realistic standard UK sequence and timing varies randomly
- Fully assembled - drill hole in baseboard & connect to power

Track Sensor

DC & DCC OO HO N Gauge



- Trigger level crossings and change semaphore signals
- Power from 12-16v smooth DC or DCC
- Can be used to trigger Sound Track, Smart Screen, Relays
- Four outputs for direct connection to LEDs for occupancy, FX

Mimic Switches & Lights

DC & DCC ANY GAUGE



- Make a mimic panel to control Layout Link items - Single wire to control
- Link to Track Sensors or Sensor Signals and LEDs show occupancy & signal status
- Link to Sensor Signals to manually override and switch route indicators on/off

Smart Lights - Easy to fit Lighting Effects

DC & DCC ANY GAUGE



- Small - Just 1cm x 1cm x 0.3cm with 2 wires
- Power by 9-16v DC, 9v battery, or direct to DCC which can control some effects
- Just connect and go - no setting up required
- Disco / Emergency / Real Fire / TV / Welding / Random / Programmable

Automatic Tail, Firebox & Loco Lights

DC & DCC AUTO WIRE FREE ANY GAUGE



- No switch - senses motion & turns on!
- Turns off automatically 4 minutes after stopping
- No pickups, wires or soldering - LED just plugs in
- Fit in brake vans, coaches, loco, wagons etc
- Runs for ages on 2032 button battery - LEDs & battery included

Sound for your layout

DC & DCC AUTO WIRE FREE ANY GAUGE



- Sound capsule with no wires - runs from a battery - built in speaker
- No connections to track so work with both DC & DCC
- Motion activated - switches on when train moves! Real Sounds!
- Tiny - 25mm x 20mm x 12mm - N gauge fitting guide available



- Record your own sounds and play them back on your layout!
- Record 4 tracks upto 35 seconds each - Lock to protect favourites
- Portable - use with 9v battery to take out & record sounds
- Power from DC or DCC - Use Track Sensors or DCC to trigger sounds



- Background sounds for your layout - built in speaker & volume
- Power from DC or DCC - on DCC sounds can be triggered
- Lineside • Station Steam • Station Modern • Urban • Rural

Signal Kits

DC & DCC OO HO



- Every kit includes the signal head, aluminium post & base plus detailing kit

- Low cost - adapt to your own design
- Control by switches or signal controller
- LEDs are prefitted to a narrow PCB
- Ground signals - modern & original
- Feather & Theatre kits available
- Signal Head only for gantries etc

BL3 O Gauge Buffer Light



5 060325 133475

Automatic Sensor Signals

WIRE FREE DC & DCC OO HO



- Detects train and changes signal automatically to red
- Used own & signal changes back to green after train short time
- Or link to other Sensor Signals for fully automatic block signalling
- Can be used on both DC & DCC - Feather & Theatre versions

Automatic Coach Lighting

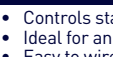
DC & DCC AUTO WIRE FREE OO HO N Gauge



- Easy to fit - no wiring or switch - senses motion & turns on!
- Turns off automatically - fits most coaches - may be cut down
- No pickups or wires so works on regular DC & DCC
- Traditional warm white or modern cool white
- Also with tail light, sparking, door beeps and door light effects

Servo Controller

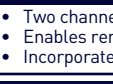
DC & DCC ANY GAUGE



- Controls standard radio control servo from DCC, Track Sensor or Mimic switch
- Ideal for animating Level Crossing barriers / gates, Slow points or signals, Coal hopper
- Easy to wire and set up - connects directly to DCC or 8-16 volts smooth DC supply

Relay Controller

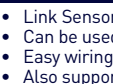
DC & DCC ANY GAUGE



- Two channel Relay unit which can be controlled by Track Sensor, Sensor Signal or DCC
- Enables remote control of motors, solenoids, lamps etc
- Incorporates two heavy duty relays with changeover contacts rated at 8-24 volts at 3 A

Automatic Train Control

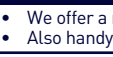
DC & DCC ANY GAUGE



- Link Sensor Signals to Relay Controller for automatic trains which stop at red lights!
- Can be used on DC or DCC Layouts
- Easy wiring: Sensor Signal link with one wire and Isolated braking section two wires.
- Also supports ABC fitted DCC Loco's for gradual slow down and speed up with sound

Tools, LEDs & Accessories

ANY GAUGE



- We offer a range of LED packs, battery holders, wire, switches & terminals
- Also handy modelling tools including precision cutters, drill bits & spare batteries

Smart Screen

DC & DCC OO HO



- Real working animated screen - customise with your messages
- Use DCC to program - then can be run on DC or DCC
- Trigger messages with DCC, switches, track sensors or just cycle
- Message can change with direction of train on both DC & DCC
- Display upto 10 different messages - can also show real time clock
- Range of enclosure available - Programming service available
- Small - w 31mm x h 9.5mm x d 4.5mm
- Stationary top line - bottom line automatically scrolls

SEE WWW.TRAIN-TECH.COM OR ASK FOR FREE COLOUR BROCHURE

Document Ref D779613/1



Train-Tech
Model Technology Made Easy

BL3 O Gauge Red Buffer Light For DC and DCC railways

- Add realistic stop light to any siding
- Simply clips into the track - NO wires!
- Fits next to buffer stop or free standing
- On DCC both LEDs light constantly
- On DC one LED lights varying with speed



Bring your layout to life!

www.Train-Tech.com

See our website, your local model shop or contact us for a free colour brochure
DCP Microdevelopments, Bryon Court, Bow Street, Great Ellingham, NR17 1JB, UK
Telephone 01953 457800 • email sales@dcpmicro.com • www.dcpexpress.com

BL3 - O Gauge Buffer Light for DC and DCC Model Railways

SWITCH OFF POWER BEFORE CONNECTING THIS ACCESSORY

This pack contains one O gauge Buffer Light and this instruction leaflet

BL3 OO/HO Buffer Light

Contents

1 O Gauge Buffer Light

1 Instruction leaflet

(Buffer stop & track shown are not included)



Introduction

The O gauge Buffer Light is a really easy and effective way to add a realistic stop light to sidings and buffer stops - lighting can help bring your layout to life! It simply clips into most standard O gauge track and takes power from the rails with no wires - easy and realistic! You can either fit the Buffer Light at the end of a station platform or in front of/behind a buffer stop - most of the commercial buffer stops by Peco (shown) look good, or why not make your own?

Fitting

First switch off all track power. Then clip the Buffer Light fits between the two rails - the easiest way to fit is to hold it at a slight angle inside the two rails and then gently twist it round to fit inside the inner rails. You can either leave it free standing or apply a small amount of glue to hold it onto your buffer stop.

If you wish you can enhance the Buffer light either by painting or adding extra detail - just be sure that any paint etc is not conductive which could affect the electronics.

DCC and DC model railways

The Buffer Light will work on both digital DCC and conventional 12 volt DC control systems.

With DCC both of the red lights stay on with a constant brightness all of the time that the track is powered.

On DC systems only one light will come on and will vary in brightness depending on the controller setting. Note that if points etc isolate the section of track where the buffer is fitted it will not light.

The Buffer Light uses very low power LEDs for the lights and because the whole product takes less than 2mA (just 2 thousandths of an amp!) almost any controller can power lots of them on your layout.

Single light Buffer stop (Note that this is a delicate modification which needs to be done carefully and will invalidate your warranty)

Some older buffer stops had a single lantern or light instead of a double and it is possible to convert your buffer light to show just a single light. You can do this by *very carefully* cutting off the top LED *immediately under the top LED* using sharp craft cutters - *do not* cut directly above the lower LED. This is only suitable for DCC layouts as on DC the lower LED will only light when power flows in one direction. If you do not feel confident doing this modification Train-Tech will do it free of charge - just ask when you order.

Caution

Switch off power before fitting anything! The Buffer Light is made from a fibreglass printed circuit board with special external copper plating which makes connection to the inside of the rails and copper tracks which lead to the miniature resistor at the base of the post and LEDs at the top - take care not to damage these delicate components or the special plating near the rails when handling or decorating them. The buffer light can be removed and refitted to the track, but it is not designed to do this frequently.

This product is not a toy and has small parts which may choke or harm a child. Always take care when using electricity, tools, adhesives and paints, especially when children or pets are nearby.

Train-Tech products are designed and manufactured in Great Britain and available direct from dcpexpress.com and other retailers nationwide